

2026

# COMPANY GUIDE





# YOUR PARTNER IN EVERY PROJECT.

We get it — your day is packed with deadlines, tight budgets, and big expectations. That's why we don't just sell iron and walk away. We partner with you to find smart, flexible solutions that match what you need now and later.

From earthmoving to demolition and everything in between, we have the new, used, and rental equipment to keep your crew running like a well-oiled machine. Our team gets to know you personally and how you work, so you end up with the right machine, the right parts, and the right support to keep you moving forward.

We're in it for the long haul. Whether you call, click, or stop by, we are ready to roll up our sleeves and get to work right alongside you.



# EQUIPMENT BACKED BY THE SOUTHEASTERN PROMISE

Your success is our promise. We stand behind every machine with expert support and special benefits to give you peace of mind in every purchase\*.



## NO MILEAGE OR TRAVEL CHARGES\*

We cover select costs to save you money.



## COMPLIMENTARY LOANER UNITS\*

Get a free loaner if there's a major repair.



## LOCAL BRANCH SUPPORT

Help & locations are under an hour away.



## EXPERT SUPPORT

Expert technicians that deliver the right fix.



## HASSLE-FREE PARTS RETURN\*

Return unused parts with no restocking fees.

**LEARN MORE ABOUT THE SOUTHEASTERN PROMISE**



\*The Southeastern Promise's no-charge mileage and travel time benefit applies only to select new equipment covered by the Southeastern Promise. Complimentary loaners are subject to availability and are provided for up to 30 days. To confirm whether your equipment qualifies, contact your local Southeastern branch. For full details, please visit [sequip.co/promise](http://sequip.co/promise) or scan the QR code to review the terms and conditions.

## FIND YOUR EQUIPMENT

Air Compressors .....	29	Hotbox Reclaimers .....	25	Rough Terrain Forklift .....	29
Attachments .....	18-19	Hydro-Excavation .....	32	Scissor Lifts .....	29
Backhoes .....	13	Insurance .....	40	Screens, Incline & Scalping .....	23
Boom Lifts .....	29	Light Towers .....	29	Service .....	38-39
Chipsreaders .....	21	Live Bottom Trailers .....	21	Sewer Cleaning Trucks & Nozzles	35
Compact Dozer Loader .....	13	Machine Control .....	6-7	Sewer Jetting .....	35
Compact Track Loaders .....	12	Mantis .....	30	Skid Steers .....	12
Conveyors .....	25	Milling, Cold Planer .....	22	Small Articulated Loaders .....	11
Crack Sealers .....	25	Mini Track Loader .....	10	Sprinklers .....	33
Crushers, Impact & Jaw .....	23	Motor Graders/Maintainers .....	13	Stabilizer/Recycler .....	22
Distributors, Asphalt .....	21	Mowers (Rotary, Boom, Flail) .....	31	Stockpickers .....	29
Dozers .....	13	Parts .....	36-37	Sweepers, Street .....	25, 33
Easement Machine .....	35	Patcher, Road Repair .....	25	Tack Tanks .....	21
Excavators, Highway .....	17	Pavers .....	24	Telehandlers .....	29
Excavators, Full Size .....	15	ProCare .....	41	Telematics .....	8-9
Excavators, Mini & Midi Size .....	14	Recyclers, Infared & Asphalt .....	25	Tractor Loaders .....	13
Excavators, Specialty .....	16-17	Refuse Trucks, Cans, Vehicles .....	34	Trailers .....	26-28
Excavators, Wheeled .....	16	Road Wideners .....	24	Trash Pumps .....	29
Flushers .....	33	Rollers .....	20	Wheel Loaders .....	13
Generators .....	29	Roller Attachment, Offset Vibratory ..	24	Vacuum Loaders .....	32

# FINANCING BUILT AROUND YOU

We make it easy to get into the machine of your dreams. Whether you're upgrading your fleet or adding extra muscle for a big job, we have flexible financing options designed to fit your business and your budget.



## CASH DISCOUNTS\*

Pay cash and get a discount off the final price. *\*Available on select equipment.*



## RENTAL PURCHASE OPTIONS (RPO)

Try it before you buy it. Rent the equipment for a set time and apply a portion of those rental payments toward the purchase price.



## LEASE PROGRAMS

Lease a machine for a set period of time and walk away when it's done.



## BALLOON PAYMENTS

Starting a new business or waiting for the busy season to hit? Balloon payments stay small and have a final large payment, making it easier to get started.



## SEASONAL SKIP PAYMENTS

If your business runs hot in the summer and cool in the winter, this plan lets you make payments only during your working months.



## LOW RATE FINANCING

We partner with top manufacturers to offer special low-interest programs that keep more money in your pocket.



## SEMI OR ANNUAL PAYMENTS

Prefer fewer payments? Choose a plan with semi-annual or annual payment schedules that work around your business cycle.

## CHALLENGED CREDIT?

We'll work with you to find a solution that works for you. Some programs may require a down payment to qualify. Or, you can bring your own financing, and we'll gladly work with that too.

## QUICK CREDIT APPLICATIONS

Once you've talked through your options with your sales rep and picked a plan that works for you, we'll get your credit application started. Most approvals happen in under an hour.



# CREDIT THAT WORKS AS HARD AS YOU DO

Keeping your equipment running shouldn't slow you down. That's why Southeastern partnered with CNH Industrial Capital to bring you Productivity Plus, a dedicated credit line built to take care of your parts, service, attachments, and rentals.



## HOW PRODUCTIVITY PLUS WORKS

### USE YOUR ACCOUNT FOR:

- Parts and service purchases
- Repairs, rebuilds, and preventive maintenance
- Rental equipment for those big or last-minute jobs
- Attachments and accessories



## WHY YOU'LL LOVE PRODUCTIVITY PLUS

- **SPECIAL FINANCING OFFERS** including 0% interest promotions on select purchases throughout the year.
- **INSTANT CREDIT DECISIONS** with most approvals in minutes.
- **FLEXIBLE PAYMENT TERMS** available, like skip or extended-payment options.
- **EXCLUSIVE PROMOTIONS AND DISCOUNTS** that are only available to Productivity Plus account holders.
- **ONE SIMPLE MONTHLY STATEMENT** so you can manage everything in one place online or by mail.
- **NO ANNUAL FEE AND LOWER RATES** than traditional credit cards.

## APPLY FOR CREDIT TODAY

- It takes just minutes to apply.
- Scan the QR code or visit [sequip.co/ppplus](http://sequip.co/ppplus)
- Or stop by your local branch, and we'll walk you through it.



**ALREADY HAVE AN ACCOUNT?** Just ask your rep to apply your next purchase to your Productivity Plus account.

# CONTROL YOUR FUTURE WITH MACHINE CONTROL

## WHAT IS MACHINE CONTROL?

Machine control uses GPS, lasers, and onboard sensors to automate excavation, grading, and paving with real-time feedback for consistent, repeatable precision. With a small investment, it delivers jobsite advantages that pay back again and again.

## WHY CUSTOMERS CHOOSE MACHINE CONTROL

**SAVE MONEY:** Budget smarter and share hardware across machines.

**ELIMINATE MATERIAL WASTE:** Prevent rework, over-digging, undercutting, and lost time

**INCREASE YOUR PRODUCTIVITY:** Use laser and GPS guidance to boost performance.

**REDUCE FUEL CONSUMPTION:** Lower your fuel costs by making fewer passes.

**SPEED UP PROJECT TIMELINES:** Grade and excavate faster with intelligent guidance.

**MINIMIZE LABOR COSTS:** Save money by needing less labor for staking, checking grades, or fixing mistakes.

**UPGRADE TECHNOLOGY:** Start small, then upgrade features and hardware as needed.

### WILL THIS WORK WITH MY CURRENT EQUIPMENT?

Many models are factory-ready, and retrofit kits make it possible for most machines, including older units.

### I ALREADY USE ANOTHER BRAND—CAN YOU HELP ME?

Of course. We can work with most other systems with minor hardware and software integrations.

## PICK THE RIGHT PACKAGE FOR YOUR WORK

### 1D SYSTEM

**FOR:** Best for a single slope or depth reference with on-screen guidance.



### 2D SYSTEM

**FOR:** Best for working to plane and cross-slope with laser/reference points.



### 3D SYSTEM

**FOR:** Best for complex sites guided by a digital model with GPS and cloud connectivity; full automatic blade/boom control available.



# MACHINE CONTROL PACKAGES

BRAND	PACKAGES	COMPATIBLE
TRIMBLE	2D & 3D	ALL BRANDS
LEICA GEOSYSTEMS	2D & 3D	ALL BRANDS
CASE SITECONTROL	1D, 2D, 3D	CASE ONLY

SYSTEM	SOFTWARE NAME	PACKAGE	MACHINES	CONTROL PANEL	TPS SYSTEM	GNSS RECEIVER	LASER GUIDE	BASE STATION	SENSORS
Smart Excavate	iXE1	1D	Excavator	●			●		●
	iXE2	2D	Excavator	●	●		●		●
	iXE3	3D	Excavator	●	●	●		●	●
Precision Roller	iCS3	3D	Roller	●	●	●		●	●
Grade Control	iGSS2	2D	Skid Steer	●	●		●	●	●
	iGD2	2D	Dozer	●	●		●		
	iGG2	2D	Grader	●	●		●		●
	GB108	3D	Skid Steer/CTL	●	●	●		●	●
	iGD3 / iGD4SP**	3D	Dozer	●	●	●		●	●
	iGG3 / iGG4	3D	Grader	●	●	●		●	●
	iGW3	3D	Wheel Loader	●	●	●		●	●

Machine Control packages vary. Contact our Technology Specialist for exact requirements. Leica Geosystems system may communicate with previously installed Trimble and Topcon systems, but additional hardware may be required. See our Technology Specialist for details. Component's appearance and models may differ depending on package. *\*\*Available in regular and SP version.*



**TALK TO A MACHINE CONTROL SPECIALIST TODAY**  
[machinecontrol@southeasternequip.com](mailto:machinecontrol@southeasternequip.com)



TECHNOLOGY  
 COMPACT  
 LIGHT & HEAVY  
 ATTACHMENTS  
 ROAD & AGGREGATE  
 TRAILERS  
 EXTRAS  
 ENVIRONMENTAL & MUNICIPAL  
 AFTERSALE SUPPORT

# FLEET INSIGHTS THAT WORK AS HARD AS YOU DO

Telematics keeps you in control with key performance insights that reduce downtime, lower costs, and sharpen decisions. Whether you're running one machine or managing a dozen jobsites, this technology turns machine data into real-world results.

## FUEL & COST TRACKING

Spot waste, compare fuel use, and find savings across your fleet.

## CROSS-BRAND INTEGRATION

Compatible with multiple OEM systems, so you can monitor mixed fleets from one dashboard.

## JOBSITE COORDINATION

See who's working, where, and for how long — all from your phone or tablet.

## MACHINE HEALTH REPORTING

View real-time performance data and error codes to fix issues faster.

## PREDICTIVE MAINTENANCE ALERTS

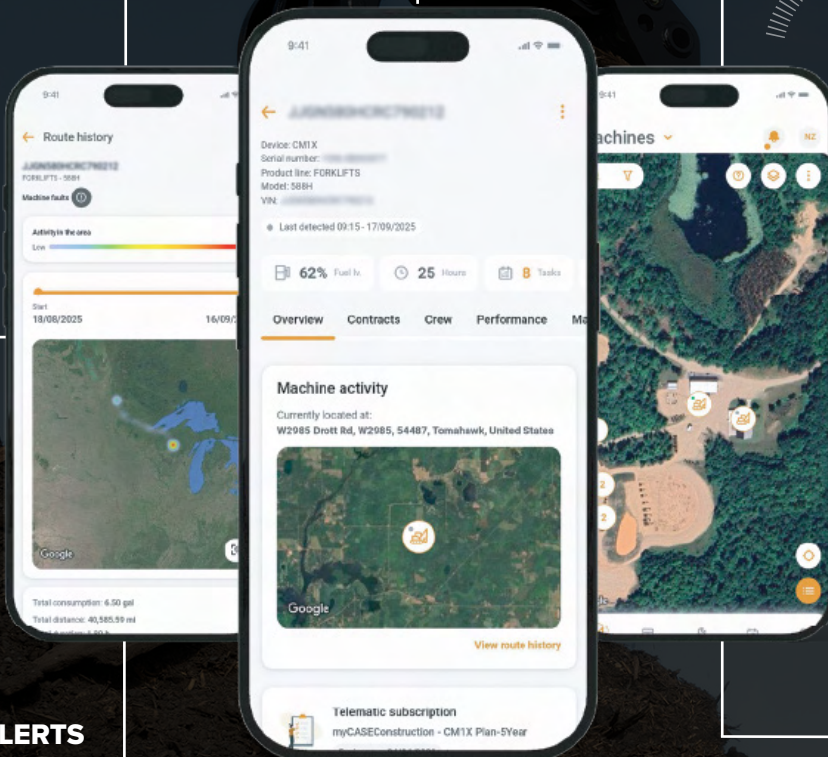
Plan service before breakdowns happen and keep crews moving.

## SECURITY ALERTS

Get instant notifications if a machine moves outside working hours or leaves a jobsite.

## FLEET VISIBILITY 24/7

Know where every machine is, how it's performing, and when it needs attention.



Screenshots shown from the myCaseConstruction app.

## SUBSCRIPTIONS AVAILABLE FROM THESE MANUFACTURERS:



CASE



BOMAG



KOBELCO



RUBBLEMASTER



KUBOTA

TECHNOLOGY

COMPACT

LIGHT & HEAVY

ATTACHMENTS

ROAD & AGGREGATE

TRAILERS

EXTRAS

ENVIRONMENTAL & MUNICIPAL

AFTERSALE SUPPORT

# TELEMATIC TECHNOLOGY IS AVAILABLE FOR MOST MACHINES



**BACKHOES**



**COMPACTION**



**DOZERS**



**SKID STEERS & CTLs**



**EXCAVATORS**



**WHEEL LOADERS**

## READY TO GET CONNECTED?

Talk to our telematics specialist about signing up or reactivating your existing telematics subscription:

Email: [telematics@southeasternequip.com](mailto:telematics@southeasternequip.com)





## MINI TRACK LOADERS | MINICARGADOR DE ORUGAS



CASE | AVAILABLE OH, MI, KY  
MINI TRACK LOADER  
MINICARGADOR DE ORUGAS

	HP	OPERATING WEIGHT (lb)	OPERATING Cap. (lb)
TL100	24	3,536	992

### GO AHEAD. GET ATTACHED.

The CASE TL100 mini track loader was built for versatility with 40+ attachment options. Hook up soil conditioners, tillers, grapples, buckets, trenchers, mowers, augers and more.





## SMALL ARTICULATED LOADERS | CARGADORES ARTICULADOS COMPACTOS



CASE | AVAILABLE OH, MI, KY  
**SMALL ARTICULATED LOADERS**  
 CARGADORES ARTICULADOS COMPACTOS

	SPECIALTY	OPEN ROPS	HP	OPERATING WEIGHT (lb)
SL12			25	2,425
SL12 TR	Telescopic Reach		25	2,646
SL15		Yes	26	3,362
SL22EV	Electric	Yes	25	4,850
SL23		Yes	25	5,181
SL27		Yes	50	5,732
SL27 TR	Telescopic Reach	Yes	50	5,732
SL35	Telescopic Reach		65	8,818
SL50	Telescopic Reach		74	11,464



### GO AHEAD. GET ATTACHED.

Case's SALs have over 70 attachment options to help you crush whatever comes your way.



## LIGHT EQUIPMENT | EQUIPO LIGERO



### CASE | AVAILABLE OH, MI, KY SKID STEERS MINICARGADORES

	HP	OPERATING WEIGHT (lb)	OPERATING LOAD (lb)
SR160B	57	5,645	1,600
SR175B	64	6,270	1,750
SV185B	57	6,570	1,850
SR210B	68	6,970	2,100
SR240B	68	7,400	2,400
SR270B	84	8,117	2,700
SV280B	68	8,090	2,800
SV340B	84	9,100	3,400



### CASE | AVAILABLE OH, MI, KY COMPACT TRACK LOADERS CARGADORAS COMPACTAS DE ORUGA

	HP	OPERATING WEIGHT (lb)	OPERATING LOAD (lb)
TR270B	68	8,270	2,700
TR310B	68	8,880	3,100
TR340B	84	10,000	3,400
TV370B	68	9,630	3,700
TV450B	90	10,610	4,500
TV620B	114	16,100	6,200



**CASE | AVAILABLE OH, MI, KY**  
**COMPACT DOZER LOADER**  
 CARGADORA EXCAVADORA COMPACTA

	HP	OPERATING WEIGHT (lb)	OPERATING LOAD (lb)
DL550	114	18,600	5,500



**CASE | AVAILABLE OH, MI, KY**  
**WHEEL LOADERS**  
 CARGADORA DE RUEDAS

	EXTRA OPTIONS*	HP	OPERATING WEIGHT (Lb)
21F	XT	55	10,913
121F	XT	60	11,023
221F		70	12,547
321F		70	13,303
421G		112	19,775
CL36EV		-	8,911
521G	XR, XT	142	25,236
621G	XR, XT, WH	172	29,076
651G		172	30,890
721G	XR, XT, WH	195	33,392
821G	XR	230	40,648
921G	XR	255	45,651
1021G	XR	320	58,711
1121G	XR	347	63,443

\*XT: Toolcarrier, XR: Extended Reach, WH: Waste Handler



**CASE | AVAILABLE OH, MI, KY**  
**TRACTOR LOADER**  
 TRACTOR DE RUEDAS

	HP	OPERATING WEIGHT (lb)	BUCKET WIDTH (IN)
570N EP	72	11,134	82



**CASE | AVAILABLE OH, MI, KY**  
**BACKHOES**  
 RETROEXCAVADORAS

	TYPE	HP	OP. WGT (lb)	DIG DEPTH (ft)
580EV	Electric	-	19,947	8
Utility Plus Loader		74	18,298	14.5
580SV		97	19,600	14.5
580N EP		68	15,795	18.5
580 Super N		95	17,269	18.5
580 Super N WT		95	20,077	18.5
590 Super N		108	20,532	20
695SV		110	22,245	19.7



**CASE | AVAILABLE OH, MI, KY**  
**CRAWLER DOZERS**  
 TRACTOR DE ORUGA

	TYPE	HP	OPERATING WEIGHT (lb)	BLADE WIDTH (in)
650M	LT	74	16,250	96
	WT	74	16,800	112
	LGP	74	17,550	120
750M	LT	92	20,040	96
	WT	92	20,679	112
	LGP	92	21,180	120
850M	LT	112	21,560	112
	WT	112	22,330	120
	LGP	112	22,830	124
1150M	LT	127	31,134	120
	WT	127	32,174	132
	LGP	127	32,637	132
1650M	XLT	150	37,750	130
	WT	150	38,650	156
	LGP	150	39,550	156
2050M	XLT	214	45,414	142
	WT	214	46,891	142
	LGP	214	48,773	157

\*XLT: Extra Long Track, WT: Wide Track, LGP: Low Ground Pressure



**MAULDIN | AVAILABLE OH, MI, KY, IN**  
**MOTOR GRADERS/MAINTAINERS**  
 MOTONIVELADORAS/MANTENEDORAS

	HP	OPERATING WEIGHT (Lb)	MOLDBOARD LENGTH (ft)
M415XT	130	13,220	10



**CASE | AVAILABLE OH, MI, KY**  
**MOTOR GRADERS/MAINTAINERS**  
 MOTONIVELADORAS/MANTENEDORAS


	HP	OPERATING WEIGHT (Lb)	MOLDBOARD LENGTH (ft)
836D	137	26,495	11
856D	173	33,995	12

# CRAWLER EXCAVATORS | EXCAVADORA DE ORUGAS



## CASE | AVAILABLE OH, MI, KY MINI-EXCAVATORS EXCAVADORA COMPACTA

	TYPE	HP	OPERATING WEIGHT (lb)	MAX DIG DEPTH (ft)
CX12D	Diesel	11.8	2,932	6.6
CX15EV	Electric	16	1,340	6.71
CX17C	Diesel	16.8	3,910	7.25
CX19D	Diesel	18.4	4,145	8.2
CX25EV	Electric	–	5,159	9.1
CX26C	Diesel	24.8	5,520	7.91
CX30C	Diesel	24	6,636	8.16
CX37C	Diesel	24.4	7,990	10.25
CX42D	Diesel	43.9	9,259	10
CX50D	Diesel	57.9	10,582	10.91
CX57C	Diesel	66.9	12,050	12.5
CX60C	Diesel	64.7	12,940	11.75
CX60D	Diesel	59	13,162	13.5



## KOBELCO | AVAILABLE OH, MI, IN, KY, WV MINI-EXCAVATORS EXCAVADORA COMPACTA

	HP	OPERATING WEIGHT (Lb)	MAX DIG DEPTH (ft)
SK17SR-6E	15	3,836	7.58
SK26SR-7	23	6,790	9.2
SK35SR-7	23	9,600	11
SK45SRX-7	37	10,300	11.25
SK55SRX-7	37	10,300	12.83



## KOBELCO | AVAILABLE OH, MI, KY, WV, IN MIDI EXCAVATORS EXCAVADORA MEDIANA

	SPECIALTY	HP	OPERATING WEIGHT (lb)	MAX DIG DEPTH (ft)
SK75SR-7	Short Swing	70	18,700	15
SK85CS-7	Short Swing	55	18,700	14.67



## CASE | AVAILABLE OH, MI, KY MIDI EXCAVATORS EXCAVADORA MEDIANA

	SPECIALTY	HP	OPERATING WEIGHT (lb)	MAX DIG DEPTH (ft)
CX75C SR	Short Radius	55	16,200	13.58
CX80C	Short Radius	55	18,800	13.75
CX85E	Short Radius	72	19,467	13.2
CX90E	Short Radius	72	20,305	14.8



TECHNOLOGY

COMPACT

LIGHT & HEAVY

ATTACHMENTS

ROAD & AGGREGATE

TRAILERS

EXTRAS

ENVIRONMENTAL & MUNICIPAL

AFTERSALE SUPPORT



TECHNOLOGY

COMPACT

LIGHT & HEAVY

ATTACHMENTS

ROAD & AGGREGATE

TRAILERS

EXTRAS

ENVIRONMENTAL & MUNICIPAL

AFTERSALE SUPPORT

## CRAWLER EXCAVATORS | EXCAVADORA DE ORUGAS



### CASE | AVAILABLE OH, MI, KY FULL-SIZE EXCAVATORS EXCAVADORAS DE TAMAÑO COMPLETO

SPECIALTY	HP	OPERATING WEIGHT (lb)	MAX DIG DEPTH (ft)	
CX140E	102	28,900	18.3	
CX145D SR	Short Radius	100	31,967	18.08
CX170E	121	38,400	19.11	
CX190E	121	41,000	19.11	
CX220E	162	50,000	20.1	
CX245D SR	Short Radius	160	60,400	21.83
CX260E	179	56,900	22.8	
CX300E	207	67,271	23.33	
CX350D	268	82,483	24.08	
CX365E SR	205	78,600	24.5	
CX380E	268	83,114	26.9	
CX490D	362	109,300	25.33	
CX500D ME	Mass Excavation	362	111,800	21.25
CX750D	460	158,300	25.58	



### KOBELCO | AVAILABLE OH, MI, KY, WV, IN FULL-SIZE EXCAVATORS EXCAVADORAS DE TAMAÑO COMPLETO

SPECIALTY	HP	OPERATING WEIGHT (lb)	MAX DIG DEPTH (ft)	
SK130LC-11	96	32,800	19.7	
SK140SRLC-7	Short Swing	105	33,700	19.7
ED160BR-7	Bladerunner	95	36,200	19.08
SK170LC-11	123	38,800	21.25	
SK210LC-11	160	50,000	22	
SK230SRLC-7	Short Swing	164	57,100	21.7
SK260LC-11	194	60,200	23	
SK300LC-11	265	69,200	23.58	
SK350LC-11	265	84,200	24.1	
SK380SRLC-7	265	84,700	22.11	

TECHNOLOGY

COMPACT

LIGHT &amp; HEAVY

ATTACHMENTS

ROAD &amp; AGGREGATE

TRAILERS

EXTRAS

ENVIRONMENTAL &amp; MUNICIPAL

AFTERSALE SUPPORT



## SPECIALTY EXCAVATORS | EXCAVADORAS ESPECIALIZADAS



### CASE | AVAILABLE OH, MI, KY SPECIALTY EXCAVATORS EXCAVADORAS ESPECIALIZADAS

	SPECIALTY	HP	OPERATING WEIGHT (lb)
CX290D	Material Handler	177	72,100
CX290D	Scrap Handler	177	71,700



### CASE | AVAILABLE OH, MI, KY WHEELED EXCAVATORS EXCAVADORAS SOBRE RUEDAS

	SPECIALTY	HP	OPERATING WEIGHT (lb)	MAX DIG DEPTH (ft)
WX140E		170	36,938	18.11
WX155E	Short Radius	170	40,458	17.4
WX160E		170	43,142	20.6
WX175E	Short Radius	170	44,088	18.3
WX210E		170	53,649	21



### KOBELCO | AVAILABLE OH, MI, KY, WV, IN SPECIALTY EXCAVATORS EXCAVADORAS ESPECIALIZADAS

	SPECIALTY	HP	OPERATING WEIGHT (lb)	MAX DIG DEPTH (ft)
SK210LC-11	High & Wide	160	50,000	22
SK210LC-11 LR	Long Reach	160	52,900	23
SK260LC-11	High & Wide	194	60,200	23
SK260LC-11 LR	Long Reach	194	61,900	24
SK300LC-11 LR	Long Reach	265	79,160	48
SK390LC-11	High & Wide	265	84,200	26.11
SK520LC-11	High & Wide	463	121,000	30



### KOBELCO | AVAILABLE OH, MI, IN, KY DEMOLITION PARA DEMOLICIÓN

	SPECIALTY	HP	MAX ARM REACH (ft)
SK140SRD-7	Car Demo	96	20
SK210D-11	Car Demo	160	19.33
SK260DLC-11	Material Handler	194	38
SK260DLC-11	Scrap Loader	194	42
SK350DLC-11	Building Demo	265	70

# SPECIALTY EXCAVATORS | EXCAVADORAS ESPECIALIZADAS



## GRADALL | AVAILABLE OH, IN, KY TELESCOPIC TELESCÓPICA

	TYPE	HP	OPERATING WEIGHT (Lb)	MAX DIG DEPTH (ft)
D172	Highway Travel	300	32,200	13.5
D174	Highway Travel	300	34,500	13
XL 3100 V	Highway Travel	215	40,930	18.33
XL 4100 IV	Highway Travel	245	49,684	20.25
XL 5100 IV	Highway Travel	265	57,670	24.42
XL 3300 V	Rough Terrain	172	39,294	18.42
XL 4300 V	Rough Terrain	173	43,580	21.25
XL 5300 V	Rough Terrain	173	51,216	24.58



## GRADALL | AVAILABLE OH, IN, KY MINE SCALING TELESCOPIC ELEVADORA TELESCÓPICA PARA MINERÍA

	HP	OPERATING WEIGHT (Lb)	MAX WORK HEIGHT (ft)
XL 3320 V	172	42,294	23.58
XL 4320 V	173	46,580	25.08
XL 5320 V	173	55,926	26.75
XL 7320 V	215	77,500	52.25



## GRADALL | AVAILABLE OH, IN, KY INDUSTRIAL TELESCOPIC TELESCÓPICA INDUSTRIAL

	TYPE	HP	OPERATING WEIGHT (Lb)	MAX WORK HEIGHT (ft)
XL 3310 V	Industrial	172	42,294	14.92
XL 4310 V	Industrial	173	46,580	14.92
XL 5310 V	Industrial	173	55,926	14.92
XL 7310 V	Industrial	173	77,500	14.25



## GRADALL | AVAILABLE OH, IN, KY TELESCOPIC, CRAWLER TELESCÓPICA DE ORUGA

	HP	OPERATING WEIGHT (Lb)	MAX DIG DEPTH (ft)
XL 3200 V	172	39,240	19.17
XL 4200 V	173	46,862	22
XL 5200 V	173	54,452	25.33



## GRADALL | AVAILABLE OH, IN, KY TELESCOPIC, RAILWAY TELESCÓPICA FERROVIARIA

	HP	OPERATING WEIGHT (Lb)	MAX DIG DEPTH (ft)
XL 4130 V	248	54,500	20.25
XL 5130 V	315	62,500	24.42





# PLUG & PLAY

From buckets to brooms and everything in between, Southeastern's got the gear to keep you moving. Whatever the job — construction, snow, demo, or dirt — we've got the attachment to match.



**SNOW PUSHERS**



**AUGERS**



**RAKES**



**COLD PLANERS**



**BROOMS**



**GRAPPLES**



**BUCKETS**



**FORKS**



## THOUSANDS OF PARTS ONE CLICK AWAY



Buy bucket teeth, pins, cutting edges, and more!

[southeasternparts.com](http://southeasternparts.com)

ATTACHMENTS BY EQUIPMENT TYPE	MANUFACTURER					TECHNOLOGY					COMPACT					LIGHT & HEAVY				
	BLUE DIAMOND	VIRNIG	WERK-BRAU	FRD	STRYKER	PALADIN	PREMIER	AIM	ACS/STRICKLAND	ROCKLAND	GEITH	FECON	ALLIED WINCH	GLEDHILL	SCOOP DOGG	ARCTIC				
MINI TRACK LOADER	●			●	●	●														
SKID STEERS/CTLS	●	●	●	●	●	●	●	●	●	●	●			●	●					
EXCAVATORS			●	●	●	●		●	●	●	●									
WHEEL LOADERS			●			●		●	●	●				●	●					
BACKHOES			●	●	●	●		●	●	●				●	●					
DOZERS						●		●		●		●								
TELEHANDLERS	●																			
TRUCK BODIES													●							

ATTACHMENTS BY MANUFACTURER	MANUFACTURER					TECHNOLOGY					COMPACT					LIGHT & HEAVY				
	BLUE DIAMOND	VIRNIG	WERK-BRAU	FRD	STRYKER	PALADIN	PREMIER	AIM	ACS/STRICKLAND	ROCKLAND	GEITH	FECON	ALLIED WINCH	GLEDHILL	SCOOP DOGG	ARCTIC				
AUGER	●	●				●	●													
BALE HANDLER	●					●	●													
BLADE	●	●				●			●	●										
BOOM	●	●	●			●			●	●										
BRUSH CUTTER	●	●				●	●					●								
BROOM	●	●				●				●										
BUCKET	●	●	●			●		●	●	●	●									
COLD PLANER	●					●														
COMPACTION WHEEL				●	●															
COUPLER			●	●	●	●		●	●	●	●									
FORK	●	●	●			●	●	●	●	●	●									
GRAPPLE	●	●	●	●	●	●		●	●	●	●	●								
HYDRAULIC BREAKER				●	●	●														
LASER GRADING BOX						●														
MULCHER						●						●								
PLATE COMPACTOR	●			●	●	●														
POWER TILT			●																	
RAKE	●	●	●			●		●	●	●										
RIPPER			●			●		●	●	●	●									
SALT SPREADER													●	●	●					
SNOW BLADE/PUSHER		●				●	●			●			●	●	●					
SNOW BLOWER		●				●														
SPEAR	●	●				●	●													
STUMP GRINDER	●					●						●								
THUMBS			●			●		●	●	●	●									
TILLER	●	●				●														
TREE PULLER	●	●				●														
TREE SHEAR						●					●									
TRENCHER	●	●				●	●													
WINCH												●								

# COMPACTION | COMPACTACIÓN



**BOMAG | AVAILABLE OH, MI, KY, IN, WV**  
**SINGLE DRUM VIBRATORY ROLLERS**  
 RODILLOS VIBRATORIOS DE UN TAMBOR

	HP	WEIGHT (lb)	DRUM WIDTH (in)
BW124 DH-5	44	7,010	47
BW124 PDH-5	44	7,120	47
BW145 D-5	74	10,472	56
BW145 DH-5	73	10,626	56
BW145 PDH-5	73	11,177	56
BW177 D-5	74	14,551	66
BW177 DH-5	74	14,771	66
BW177 PDH-5	74	15,322	66
BW 211 D-5	127	23,369	84
BW 211 DH-5	127	24,008	84
BW 211 PD-5	127	26,676	84
BW 211 PDH-5	127	27,690	84
BW 213 DH-5	154	28,043	84
BW 213 PDH-5	154	30,490	84



**BOMAG | AVAILABLE OH, MI, KY, IN, WV**  
**COMBINATION ROLLERS**  
 RODILLOS COMBINADOS

	HP	WEIGHT (lb)	DRUM WIDTH (in)
BW 120 AC-5	33	5,511	47
BW 138 AC-5	45	9,039	54
BW 151 AC-5	73	16,755	66
BW 161 AC-5	114	22,046	66



**BOMAG | AVAILABLE OH, MI, KY, IN, WV**  
**TANDEM DRUM VIBRATORY ROLLERS**  
 RODILLOS VIBRATORIOS DE TAMBOR TÁNDEM

	HP	WEIGHT (lb)	DRUM WIDTH (in)
BW 900-50	20	2,400	35
BW 80 AD-5	20	3,100	31
BW 90 AD-5	20	3,200	35
BW 100 SC-5	20	3,400	41
BW 100 SL-5	25	5,181	39
BW 100 ADM-5	20	3,300	39
BW 100 AD-5	25	5,000	39
BW 120 AD-5	32	5,400	47
BW 120 SL-5	25	5,000	47
BW 138 AD-5	45	8,800	54
BW 141 AD-5	73	13,800	59
BW 151 AD-5	73	15,200	66
BW 154 AD-5	75	16,600	66
BW 161 AD-5	114	22,045	66
BW 161 ADO-5	114	21,164	66
BW 190 AD-5	114	26,560	78
BW 190 ADO-5	114	25,353	78
BW 191 AD-5	141	27,000	78
BW 191 ADO-5	140	31,526	78
BW 206 AD-5	141	28,200	84
BW 206 ADO-5	140	34,612	84



**BOMAG | AVAILABLE OH, MI, KY, IN, WV**  
**PNEUMATIC ROLLERS**  
 RODILLOS NEUMÁTICOS

	HP	WEIGHT (lb)	COMPACTION WIDTH (in)
BW 11 RH-5	74	24,251	68
BW 28 RH	134	61,730	80



TECHNOLOGY

COMPACT

LIGHT & HEAVY

ATTACHMENTS

ROAD & AGGREGATE

TRAILERS

EXTRAS

ENVIRONMENTAL & MUNICIPAL

AFTERSALE SUPPORT



TECHNOLOGY

COMPACT

LIGHT & HEAVY

ATTACHMENTS

ROAD & AGGREGATE

TRAILERS

EXTRAS

ENVIRONMENTAL & MUNICIPAL

AFTERSALE SUPPORT

## TRANSPORT AND DISTRIBUTION | TRANSPORTE Y DISTRIBUCIÓN



### ETNYRE | AVAILABLE OH, IN, KY LIVE BOTTOM TRAILERS REMOLQUES DE FONDO VIVO

	MOUNT	BELT WIDTH (in)	CAPACITY (lb)
Falcon	Truck	42	11 - 16.8
Falcon	Trailer	42	22.1 - 35.5



### ETNYRE | AVAILABLE OH, IN, KY CHIP SPREADER ESPARCIDOR DE VIRUTAS

	TYPE	HP	SPREAD WIDTH (ft)
Standard Chip Spreader	Variable Width or Fixed	260	1 - 24
Big Chip Spreader	Variable Width	280	1 - 24



### ETNYRE | AVAILABLE OH, IN, KY ASPHALT DISTRIBUTORS DISTRIBUIDORES DE ASFALTO

	MOUNT	CAPACITY (GPM)	SPRAY BAR WIDTH (ft)
Centennial Series, Black Topper	Truck	400	12 - 24
Maintenance Distributor	Truck, Trailer, Skid	200	8 or 10



### MAULDIN | AVAILABLE OH, IN, MI, WV TACK TANKS TANQUE DE TACK

	HP	CAPACITY (gal)
MT300	9.5	300
MT600	9.5	600
MU-600	14	600
MU-1000	24	1,000

# MILLING AND RECYCLING | MOLIENDA Y RECICLAJE



## BOMAG | AVAILABLE OH, MI, KY, IN, WV COLD PLANER MILLING MACHINES FRESADORAS EN FRÍO

	WEIGHT (lb)	MILLING WIDTH (in)	MILLING DEPTH (in)
BM 500/15 - 2	18,739	19.7	0 - 8.27
BM 600/15 - 2	18,959	24	0 - 8.27
BM 1000/35 - 2	56,217	39.4	0 - 13
BM 1200/35 - 2	53,000	47.24	0 - 13
BM 1300/35 - 2	53,400	51.18	0 - 13
BM 2200/65	74,516	86.6	0 - 12.5
BM 2200/80		Ask rep for details	



## BOMAG | AVAILABLE OH, MI, KY, IN, WV STABILIZER/RECYCLER ESTABILIZADOR / RECICLADOR

	WEIGHT (lb)	WORKING WIDTH (ft)	WORKING DEPTH (in)
RS 360	39,000	6.5	12
RS 460	53,242	8	19.7
RS 500	54,896	7.38	19.7
RS 650	61,509	8.5	23.6



BM 600/15 - 2



BM 2200/65



Bomag's teeth and easy to change holder system

TECHNOLOGY

COMPACT

LIGHT & HEAVY

ATTACHMENTS

ROAD & AGGREGATE

TRAILERS

EXTRAS

ENVIRONMENTAL & MUNICIPAL

AFTERSALE SUPPORT

# AGGREGATE | ÁRIDOS



## RUBBLE MASTER | OH, KY, IN, WV IMPACT CRUSHERS TRITURADORAS DE IMPACTO

	CAPACITY (TPH)	INLET OPENING (in)
RM 70GO! 2.0	165	30 x 23
RM 90GO!	200	34 x 25
RM 100GO!	275	36 x 28
RM 120X	385	46 x 32



## RUBBLE MASTER | OH, KY, IN, WV JAW CRUSHER TRITURADORA DE MANDÍBULA

	CAPACITY (TPH)	INLET OPENING (in)
RM J1100X	496	44 x 28



## RUBBLE MASTER | OH, KY, IN, WV INCLINE SCREENS CRIBAS INCLINADAS

	CAPACITY (TPH)	SCREEN-BOX (ft)
RM MSC5700M	330	5 x 12
RM MSC8500M	440	5 x 18
RM MSC10500M	500	5 x 22



## RUBBLE MASTER | OH, KY, IN, WV SCALPING SCREENS CRIBAS DE SCALPING

	CAPACITY (TPH)	SCREEN-BOX (ft)
RM HS3500M	220	4 x 9
RM HS5000M	330	5 x 12
RM HS7500M	450	5 x 16
RM HS11000M	600	6 x 20



# CONVEYORS | TRANSPORTADORES



## MGL | OH, KY, MI, IN, WV WHEELED CONVEYORS TRANSPORTADORES SOBRE RUEDAS

	STACKING HEIGHT (ft)	WORKING LENGTH (ft)
MGL 430H	19	39
MGL 530H	22	50
MGL 836X	34	80
MGL 842X	34	80



## MGL | OH, KY, MI, IN, WV FEEDER/STACKER CONVEYORS TRANSPORTADORES ALIMENTADORES/APILADORES

	STACKING HEIGHT (ft)	WORKING LENGTH (ft)
MGL Siteboss	34	88



## MGL | OH, KY, MI, IN, WV TRACKED CONVEYORS TRANSPORTADORES SOBRE ORUGA

	STACKING HEIGHT (ft)	BELT WIDTH (in)
MGL 530T	22	30
MGL 842T	36	42

TECHNOLOGY

COMPACT

LIGHT & HEAVY

ATTACHMENTS

ROAD & AGGREGATE

TRAILERS

EXTRAS

ENVIRONMENTAL & MUNICIPAL

AFTERSALE SUPPORT



**BOMAG | AVAILABLE OH, MI, IN, KY, WV**  
**ASPHALT PAVERS**  
 PAVIMENTADORAS DE ASFALTO

	HP	WEIGHT (lb)	PAVING WIDTH (ft)
BF 200 C-2	74	12,000	4 - 8
BF 300 C-2	74	17,000	5.5 - 11
CR 820 W	160	31,870	8 - 20
CR 820 T	160	34,600	8 - 20
CR 1030T - 2	225	42,600	10 - 30
CR 1030W - 2	225	38,280	10 - 30



**MAULDIN | AVAILABLE OH, MI, IN, KY, WV**  
**ASPHALT PAVERS**  
 PAVIMENTADORAS DE ASFALTO

	HP	WEIGHT (lb)	PAVING WIDTH (ft)
650	24	9,700	8 - 13
1560	74	12,500	8 - 14
1860C	110	19,500	8 - 16



**ROAD WIDENERS | AVAILABLE OH, KY, IN**  
**OFFSET VIBRATORY ROLLER ATTACHMENT**  
 ACCESORIO DE RODILLO VIBRATORIO COMPENSADO

	OVERALL WIDTH (ft)	DRUM MASS (lb)
2 FT Width	4	625
3 FT Width	4	847
4 FT Width	4.5	1,003



**MIDLAND MACHINERY | AVAILABLE INDIANA**  
**ROAD WIDENERS**  
 AMPLIADORES DE CARRETERAS

	HP	WEIGHT (lb)	PAVING WIDTH (ft)
SPR-6	62	12,000	6
SPD-6	62	12,320	6
SPF-8	74	20,000	8
SPD-8	80	18,500	8
SPD-10	100	25,500	10
SPD-12	139	29,500	12
SA Attachment	24	6,000	8
WA Attachment	40	8,000	10



**ROAD WIDENERS | AVAILABLE OH, KY, IN**  
**ROAD WIDENERS**  
 AMPLIADORES DE CARRETERAS

	WEIGHT (lb)	PAVING WIDTH (ft)
FH-R Single Discharge	2,900	4
FH-R Dual Discharge	3,400	4
FH Single Discharge	2,900	4
FH Dual Discharge	3,400	4





**KM | AVAILABLE OH, IN, KY, WV**  
**HOTBOX RECLAIMERS**  
 RECUPERADORES DE HOTBOX

	WEIGHT (lb)	CAPACITY (lb)
KM1000S	375	1,000
KM4000S	1,350	4,000
KM8000S	1,960	8,000
KM4000T	2,180	4,000
KM8000T	4,325	8,000



**KM | AVAILABLE OH, IN, KY, WV**  
**INFRARED RECYCLERS**  
 RECICLADORES INFRARROJOS

	WEIGHT (lb)	HEATING AREA (ft <sup>2</sup> )
LB 2-16	275	16
KM 2-18X	410	54
KM 4-40	810	40
KM 4-48	860	48



**SCHWARZE | AVAILABLE OH**  
**ASPHALT REPAIR PATCHER**  
 PARCHADOR DE ASFALTO

	BLOWER (CFM)	HOPPER (yd <sup>3</sup> )	EMULSION (gal)
Street Max Spray Patcher	670	—	300
Load King Spray Patcher	435	2	100
Road Patcher	435	6.5	300



**KM | AVAILABLE OH, IN, KY, WV**  
**ASPHALT RECYCLERS**  
 RECICLADORES DE ASFALTO

	WEIGHT (lb)	PRODUCTION (TPH)
KM T-2	8,600	4



**SUPERIOR BROOM | AVAILABLE OH, KY, IN, MI**  
**STREET SWEEPERS**  
 BARREDORAS

	WEIGHT (lb)	HP	SWEEPING WIDTH (in)
SM80F	6,500	74	96
DT80F	6,400	80	96



**ETNYRE | AVAILABLE OH, IN, KY, WV**  
**CRACK SEALER**  
 SELLADOR DE GRIETAS

	BTU	CAPACITY (gal)
ECS-250	315,000	250
ECS-400	315,000	400



**CIMLINE | AVAILABLE INDIANA**  
**CRACK SEALER**  
 SELLADOR DE GRIETAS

	BTU	CAPACITY (gal)
Magma (No Pump)	250,000	150 or 230
Magma 1	250,000	150
Magma 2	290,000	230
Magma 4	400,000	410

TECHNOLOGY

COMPACT

LIGHT & HEAVY

ATTACHMENTS

ROAD & AGGREGATE

TRAILERS

EXTRAS

ENVIRONMENTAL & MUNICIPAL

AFTERSALE SUPPORT

**EAGER BEAVER | OH, KY, MI, IN, WV**  
**TAGALONGS**  
 TAGALONGS



**LOAD CAP. (lb)**

15 HDB-PT	30,000
20 XPT	40,000
25 XPT	50,000
25 XPL	50,000

**EAGER BEAVER | OH, KY, MI, IN, WV**  
**PAVER LOWBOYS**  
 CAMA BAJA



**LOAD CAP. (lb)**

35 GSL-PT	70,000
50 GSL-PT	100,000
55 GSL-PT	120,000
60 GSL-PT	120,000

**EAGER BEAVER | OH, KY, MI, IN, WV**  
**OILFIELD**  
 OILFIELD



**LOAD CAP. (lb)**

50 GLB-3	100,000
60 GLB-4	120,000
70 GLB-5	140,000

**CRONKHITE | AVAILABLE OH, KY, MI, IN**  
**DROP DECK RAMP**  
 RAMPA DE CUBIERTA ABATIBLE



**LOAD CAP. (lb)**

2000 SERIES	6,500 - 13,000
10 SERIES	7,700 - 12,000
50 SERIES	10,000 - 12,000
2960 SERIES	15,000

**CRONKHITE | AVAILABLE OH, KY, MI, IN**  
**DECK-OVER WHEEL**  
 DECK-OVER WHEEL



**LOAD CAP. (lb)**

5000 SERIES	12,000 - 18,000
6000 SERIES	18,000 - 30,000
6010 SERIES	20,000 - 40,000
8000 SERIES	12,000 - 18,000
9000 SERIES	18,000 - 24,000

**EAGER BEAVER | OH, KY, MI, IN, WV**  
**LOWBOYS**  
 PLATAFORMA BAJA



**LOAD CAP. (lb)**

25 GLB-L	50,000
35 GLB	70,000
35 GSL-S4S	70,000
35 GSL-S	70,000
35 GSL-BR	70,000
50 GLB	100,000
50 GSL/BR	100,000
50 GSL-3	100,000
55 GSL-3	110,000
60 GSL-3	120,000
65 GSL-3	130,000

**EAGER BEAVER | OH, KY, MI, IN, WV**  
**EASY LOADERS**  
 CARGA FÁCIL



**LOAD CAP. (lb)**

20 XPT	40,000
25 XPT	50,000
25 XPL	50,000

**ETNYRE | OH, IN, MI, KY, WV**  
**PAVER, REMOVABLE GOOSENECK**  
 PAVAR, CUELLO DE CISNE EXTRAÍBLE



**LOAD CAP. (lb)**

S-RSP-16	50,000 - 70,000
----------	-----------------

**ETNYRE | OH, IN, MI, KY, WV**  
**MECH. REMOVABLE GOOSENECK**  
 CUELLO DE CISNE EXTRAÍBLE MECÁNICO



**LOAD CAP. (lb)**

S-MRG-16	60,000
----------	--------

**ETNYRE | OH, IN, MI, KY, WV**  
**HYD. REMOVABLE GOOSENECK**  
 CUELLO DE CISNE EXTRAÍBLE HIDRÁULICO



**LOAD CAP. (lb)**

RTN35PS	
RTN55PS	110,000
RTN55E	100,000 - 110,000
RTN55-LTD	100,000 - 110,000
RTN60	120,000



TECHNOLOGY

COMPACT

LIGHT & HEAVY

ATTACHMENTS

ROAD & AGGREGATE

TRAILERS

EXTRAS

ENVIRONMENTAL & MUNICIPAL

AFTERSALE SUPPORT

TECHNOLOGY

COMPACT

LIGHT & HEAVY

ATTACHMENTS

ROAD & AGGREGATE

TRAILERS

EXTRAS

ENVIRONMENTAL & MUNICIPAL

AFTERSALE SUPPORT



**FELLING | SELECT INDIANA LOWBOYS**  
PLATAFORMA BAJA

**LOAD CAP. (lb)**

OVER THE ROAD SERIES	Up to 100,000
HX HIGH FLATBED SEMI TRAILERS	Up to 100,000
HYDRAULIC DETACHABLE GOOSENECKS	Up to 120,000
HYDRAULIC TAILS	Up to 100,000
TILT SLIDE AXLE SERIES	Up to 100,000



**FELLING | SELECT INDIANA SEMI TRAILER**  
SEMIREMOLQUE

**LOAD CAP. (lb)**

MX SERIES	50,000 to 100,000
NARROW NECK SERIES	70,000 to 100,000
RGT SERIES	50,000 to 70,000
X-FORCE HDG	70,000 to 120,000



**CAM | AVAILABLE MICHIGAN DROP DECK RAMP**  
RAMPA DE CUBIERTA ABATIBLE

**DECK LENGTH**      **LOAD CAP. (lb)**

ANGLE FRAME		Up to 18,400
CHANNEL FRAME	18'	11,960 - 18,400
BEAVERTAIL, CHANNEL FRAME	18'	9,900 - 14,000
EQUIPMENT HAULER	20' - 24'	7,000
SCOUT	14'	7,000
WARRIOR	16'	9,996



**FELLING | SELECT INDIANA DROP OVER RAMP**  
RAMPA DE CUBIERTA ABATIBLE

**LOAD CAP. (lb)**

MODELS	19,280 to 60,000
--------	------------------

# MATERIAL HANDLING AND LIFTS | MANIPULACIÓN DE MATERIALES Y ELEVADORES



## JLG | AVAILABLE OH, MI, KY TELEHANDLERS MANIPULADOR TELESCÓPICO

	MAX REACH (ft)	MAX LIFT HEIGHT (ft)	MAX LIFT CAPACITY (lb)
Models	10.91 - 27.25	18.33 - 44	5,500 - 16,755



## JLG | AVAILABLE OH, MI, KY SCISSOR LIFTS ELEVADORES DE TIJERA

	TYPE	CAPACITY (lb)	WORKING HEIGHT (ft)
Models	Electric or Diesel	500 - 770	18.75 - 53
Models	Rough Terrain	1,250	32 - 91
Models	Low Level	330 - 550	10.91 - 19.5



## JLG | AVAILABLE OH, MI, KY BOOM LIFTS ELEVADORES DE PLUMA

	TYPE	PLATF. HT. (ft)	PLATF. CAP. (lb)	HORIZONTAL OUTREACH (ft)
Models	Articulated	33.83 - 150	500 - 600	19.91 - 69.75
Models	Telescopic	39.58 - 186	500 - 750	31.66 - 80

\*Electric/Hybrid lifts available



## CASE | AVAILABLE OH, MI, KY ROUGH TERRAIN FORKLIFTS CARRETILLAS ELEVADORAS TODO TERRENO

	HP	OPERATING WEIGHT (Lb)	MAX LIFT CAPACITY (Lb)
586H	74	14,621	6,000
588H	74	16,978	8,000



## JLG | AVAILABLE OH, MI, KY STOCK PICKERS RECOLECTORES DE MERCANCÍA

	MACHINE WIDTH (ft)	WORKING HEIGHT (ft)
Models	2.5	16 - 25.41



## JLG | AVAILABLE OH, MI, KY TOWABLE BOOM LIFTS PLATAFORMAS ELEVADORAS REMOLCABLES

	TYPE	PLATFORM CAP. (lb)	PLATFORM HEIGHT (ft)
Models	Towable	500	40 - 50.5
Models	Toucan Mast	1,000 - 1,500	26.9 - 41.5

# JOB SITE EXTRAS | EXTRAS DEL LUGAR DE TRABAJO



## GENERAC | AVAILABLE OH, MI, IN, KY LIGHT TOWERS TORRES DE LUZ

	POWER (KW)	LIGHTS
MLT3060	6	(4) 1,100 MH
MLT4060	6	(4) 1,100 MH
MLT4060MVD	6	(4) 296W LED
MLT4080	8	(4) 1,100W MH
MLT4150	15	(4) 1,100W MH
MLT4200	20	(4) 1,100W MH



## SULLAIR | AVAILABLE OH, MI, IN, KY AIR COMPRESSORS COMPRESORES DE AIRE

	POWER (KW)	PSI
185	36.5	100
375H	91	150
400HH	117	200
600HH	205	200
700HH	205	175



## GENERAC | AVAILABLE OH, MI, IN, KY GENERATORS GENERADORES

	POWER (KW)	RUN TIME (hrs)
MLG8K	8.1	43
MLG15M	13	43
MLG20IF4	19	23.8



## GORMAN-RUPP | AVAILABLE OH, MI, IN, KY TRASH PUMPS BOMBAS DE BASURA

	HP
2"	5
3"	5
6"	5

TECHNOLOGY

COMPACT

LIGHT &amp; HEAVY

ATTACHMENTS

ROAD &amp; AGGREGATE

TRAILERS

EXTRAS



ENVIRONMENTAL &amp; MUNICIPAL

AFTERSALE SUPPORT



ALAMO | AVAILABLE OH, MI, IN, KY  
MANTIS II

	CONFIG	TRAVEL SPEED (mph)	BOOM ARM (ft)
155B	Boom	25	24 or 30
155F	Boom & Front Attachment	25	24 or 30
201B	Boom	25	24 or 30
201F	Boom & Front Attachment	25	24 or 30
201P	Boom, Front, Wide Area Mower, & PTO	25	24 or 30

ALAMO | AVAILABLE OH, MI, IN, KY  
ATTACHMENT OPTIONS

	SIZE (IN)	WORK
Ditch Renovator	22	Regular Duty
Brush Cutting Flail	48	Regular Duty
Saw Head	69	Regular Duty
Saw Head	90	Regular Duty
Mulching Head	50	Regular Duty
Rotary Blade Bar	50	Severe Duty
Rotary Blade Pan	50	Severe Duty
Rotary Blade Bar	60	Severe Duty
Grass Flail	60	Heavy Duty



**ALAMO | AVAILABLE OH, MI, IN, KY**  
**ROTARY MOWERS**  
 SEGADORAS ROTATIVAS

	MOUNT	MIN HP REQ	CUTTING CAP. (in)	CUTTING WIDTH (ft)
Versa 60	Side	60	1	5
Versa 72	Side	60	1	6
EXTEN-A-KUT II	Offset	45 PTO	1	Up to 12.5
Falcon Flex-Wing	Rear	75	3.5	10, 15



**ALAMO | AVAILABLE OH, MI, IN, KY**  
**BOOM MOWERS**  
 SEGADORAS DE PLUMA

	MOUNT	HP REQ	CUTTING CAP. (in)	CUTTING WIDTH (ft)
Machete 3	Mid	90	5	18, 22, 25
Maverick 2	Mid	110	4	22, 24, 28, 30
Samurai	Mid	80	4	18, 22, 25



**ALAMO | AVAILABLE OH, MI, IN, KY**  
**FLAIL MOWERS**  
 DESBROZADORAS DE MARTILLOS

	MOUNT	MIN HP REQ	CUTTING CAP. (in)	CUTTING WIDTH (ft)
Grass King	Flail	60	1	5.16, 12
Interstater	Flail	60	1	6 - 20
Versa Flail	Flail	60	1	6.16, 7.33
Super Heavy Duty	Flail	25-50	1	6.16, 7.33, 8



TECHNOLOGY

COMPACT

LIGHT & HEAVY

ATTACHMENTS

ROAD & AGGREGATE

TRAILERS

EXTRAS

ENVIRONMENTAL & MUNICIPAL

AFTERSALE SUPPORT



VACALL | AVAILABLE OH, KY, MI, IN  
**HYDRO-EXCAVATION**  
 HIDRO-EXCAVACIÓN

	EXCAVATE SYSTEM	DEBRIS TANK (yd <sup>3</sup> )	BOOM TYPE
AllExcavate2	Hydro/Air	8 - 12	7.9' boom, 330° rotation
AllExcavate	Hydro	10 - 12	7.9' boom, 330° rotation



VACALL | AVAILABLE OH, KY, MI, IN  
**INDUSTRIAL VACUUM LOADERS**  
 CARGADORES DE VACÍO INDUSTRIALES

	BLOWER (In)	DEBRIS TANK (yd <sup>3</sup> )	DUMP ANGLE (Deg)
AllVac	27	18	40

# STREET MAINTENANCE | MANTENIMIENTO DE CALLE



**SCHWARZE | AVAILABLE OH**  
**REGENERATIVE AIR SWEEPERS**  
 BARREDORAS DE AIRE REGENERATIVAS

	HP	WATER (gal)	DEBRIS HOPPER (yd <sup>3</sup> )
A4 Storm	74	Max 197	4.3
A7 Tornado	115	Max 600	8.4
A8 Twister	115	Max 600	5.8
A9 Monsoon	134	Max 600	9.6



**SCHWARZE | AVAILABLE OH**  
**MECHANICAL BOOM SWEEPERS**  
 BARREDORAS MECÁNICAS DE PLUMA

	HP	WATER (gal)	DEBRIS HOPPER (yd <sup>3</sup> )
M4 Cascade	75	220	4
M5 Torrent	100	250	5
M6 Avalanche	115	Max 700	5



**ETNYRE | AVAILABLE OH, IN**  
**FLUSHERS AND SPRINKLERS**  
 ROCIADORES Y ASPERORES

	TANK (gal)	WATER PUMP (gal)
Street Flushers	1,900 - 3,000	300
Pressure Sprinkler	1,500 - 3,500	100



**AEBI SCHMIDT | AVAILABLE OH, IN, WV**  
**AIR SWEEPERS**  
 BARREDORAS DE AIRE

	HP	WATER (gal)	DEBRIS HOPPER (yd <sup>3</sup> )
Street King 660	74	422	9.2
Flexigo 150	75	118	2
eSwingo 200	-	105	2.6



# REFUSE SOLUTIONS | SOLUCIONES PARA LOS RESIDUOS



## CASCADE | AVAILABLE OH, KY, MI, IN REFUSE CANS BOTES PARA RESIDUOS

	TYPE	SIZE (gal)
Icon Series	Residential	35, 64, 96
Sterling Series	Residential	32, 64, 96



## BRUSH HAWG | AVAILABLE OH, KY, MI, IN TRASH HOPPERS TOLVAS PARA RESIDUOS

	TYPE	SIZE (yd³)
Rolloff - Tub	Container	10 — 40
Rolloff - Rectangle	Container	10 — 50
Front Load	Container	2, 3, 4, 6, 8
Rear Load	Container	2, 3, 4, 6, 8
Compactor	Container	—
Stationary	Container	—



## BRUSH HAWG | AVAILABLE OH, KY, MI, IN GRAPPLE LOADER CARGADOR DE GARRA

	REACH (ft)	CONTROLS
AWC-MODEL	20	In-Cab Joystick
C-MODEL	20	Multilever

# REFUSE COLLECTION TRUCKS | CAMIONES DE RECOLECCIÓN DE RESIDUOS



## CURBTENDER | AVAILABLE OH, IN AUTO SIDE LOADERS CARGADORES LATERALES AUTOMÁTICOS

	TYPE	OPTIONS
Powerpak	PowerArm	Tip-To-Dump or Full Ejection
Hammerpak	XtenderArm	Tip-To-Dump, "Hammer" Mechanism
Fuzion	Either	Single Chamber or Split Body
Autocat	PowerArm	Single Chamber or Split Body



## CURBTENDER | AVAILABLE OH, IN REAR LOADERS CARGADORES TRASEROS

	TYPE	SIZE OPTIONS (yd³)
Quantum	Residential and Medium Duty	6, 8, 10
Quantum MD	Residential and Medium Duty	11, 13
Quantum XL	Residential and Medium Duty	16, 20
Fury	Heavy Duty	20, 25
Phoenix	Severe Duty	25, 32



## CURBTENDER | AVAILABLE OH, IN MANUAL SIDE LOADERS CARGADORES LATERALES MANUALES

	MODEL OPTIONS (yd³)	OPTIONS
TomCat	6, 8, 10, 12, 14, 16, 18	Full or Satellite Eject
PUP	6, 7	Trailer or Truck Mounted



## CURBTENDER | AVAILABLE OH, IN FRONT LOADERS CARGADORES FRONTALES

	TYPE	SIZE OPTIONS (yd³)
Titan	Heavy Duty	40, 44
Titanium	Lightweight	27, 32, 42



## CURBTENDER | AVAILABLE OH, IN CARGOMASTER CARGOMASTER

	CARGO LIFT WEIGHT (lb)	WEIGHT CAPACITY (lb)
CargoMaster	8,000	2,000 - 8,000

TECHNOLOGY

COMPACT

LIGHT & HEAVY

ATTACHMENTS

ROAD & AGGREGATE

TRAILERS

EXTRAS

ENVIRONMENTAL & MUNICIPAL

AFTERSALE SUPPORT

# SEWER MAINTENANCE | MANTENIMIENTO DE ALCANTARILLADO



## VACALL | AVAILABLE OH, KY, MI, IN SEWER CLEANER TRUCKS CAMIONES LIMPIADORES DE ALCANTARILLAS

	HOSE REEL	DEBRIS TANK (yd³)	WATER TANK (gal)
AJ16	Rear-Mount	—	1,600
AllJetVac	Rear-Mount	6 - 12	1,000 - 1,500
AllJetVac	Front-Mount	6 - 15	1,000 - 1,500
AllJetVac Recycler	The Recycler vacuums water from city sewer lines, filters it, and then uses the same water to jet.		
AllJetVac High Dump	The High Dump allows the operator to safely dump debris into dewatering or rolloff containers.		




## DYNA-VAC | AVAILABLE OH, KY, MI, IN SEWER JETTING ROCIADO A CHORRO PARA ALCANTARILLAS

	PUMP	DEBRIS TANK (gal)	WATER TANK (gal)
DJ12-2200	12 gpm, 2,000 PSI	200	Custom
DJ20-4000	20 gpm, 4,000 PSI	325	350 - 700
DJ40-2000	40 gpm, 2,000 PSI	650	700



## DYNA-VAC | AVAILABLE OH, KY, MI, IN EASEMENT MACHINE MÁQUINA DE SERVIDUMBRE

	HP	HOSE (FT)	MOUNT
Rhino Easement Reel Mover	23	500	Skid Steer



## SEWER PRO SHOP | AVAILABLE OH, KY, MI, IN SEWER CLEANING NOZZLES BOQUILLAS DE LIMPIEZA DE ALCANTARILLAS

	APPLICATION
Standard Nozzle	General cleaning
Stealth Nozzle	General cleaning
Emperor Nozzle	Sludge, silt, and debris from 36" pipes
Penetrator Nozzle	Offsets, voids, and drop-joints
Typhoon Nozzle	Grease, light crust, and roots
PowerPull Nozzle	Preventive maintenance
General Nozzle	Sand, silt, mud, and grease
Arrow Nozzle	Total obstructions

More nozzles available!



## DYNA-VAC | AVAILABLE OH, KY, MI, IN VACUUM AND SEWER JETTING SPIRADO Y ROCIADO A CHORRO PARA ALCANTARILLAS

	PUMP	DEBRIS TANK (gal)	WATER TANK (gal)
Jet-N-Vac JV600	20 gpm, 4,000 PSI	600	300
Jet-N-Vac JV750	15 gpm, 2,000 PSI	750	300
6520 Trailer	65 gpm, 2,000 PSI	650	700



# YOUR 24/7 PARTS HUB

When a machine's down, every minute counts. That's why our online parts store is built to keep you moving, day or night. Whether you're scrolling in the cab at 6 a.m. or in the shop at midnight, you can get the exact parts you need, whenever you need them.

## SHOP ANYTIME, ANYWHERE

Our online parts portal is open 24/7, fully stocked, and ready when you are. Place your order before 2:30 PM EST and boom—it ships out same day.

### SHIPPED RIGHT TO YOUR DOORSTEP

Skip the drive, the line, and the waiting. We'll pack-up and ship out your parts quickly.

### FREE EXCHANGES\* (ONLINE EXCLUSIVE)

Exchange unused parts for free. We'll cover the shipping on your first exchange.

### NO-HASSLE RETURNS

Return unused parts within 30 days for a full refund, with no restocking fee. It's simple, fair, and headache-free.\*

### EARN REWARDS ON EVERY ORDER\* (ONLINE EXCLUSIVE)

Every dollar you spend earns rewards points that save you money on future purchases. Plus, they never expire!

### HARD-TO-FIND PARTS? CONSIDER IT DONE.

If it's rare or obscure, our parts pros can find it and get it for the best possible price.



\*Some exclusions apply. See your local branch for details.

**START SHOPPING TODAY: [SOUTHEASTERNPARTS.COM](https://southeasternparts.com)**



## YOUR GO-TO PARTS & SUPPORT PRO

Our Parts & Service Sales Reps (PSSRs) are your on-site support experts. They stop by the jobsite, check in on your fleet, and help you stay ahead of breakdowns before they break your day.

- Emergency repairs & planned service
- Free visual equipment inspections
- Undercarriage replacements
- Preventative maintenance programs
- OEM & aftermarket parts solutions
- Hard-to-find parts for classic machines
- Extended warranties

### PARTS FOR EVERY MAKE & MODEL

We have OEM and aftermarket sources to get parts for Cat, Deere, Komatsu, Bobcat, and many more. If you run it, we can get parts for it.

### HARD-TO-FIND PARTS? NOT FOR US.

Our experts can source parts for classic machines and older models and get them to you fast.

### UNDERCARRIAGE REPAIR & REPLACEMENT

Undercarriage wear sneaks up fast. Our team provides:

- Full undercarriage inspections
- Replacements for tracks, rollers, idlers, and chains.
- Rubber track and tire solutions for nearly every machine

### MAINTENANCE PARTS? WE'VE GOT 'EM.

Filters, fluids, belts, hoses—we have it all in-stock or just a day away.

### CONSIGNMENT PROGRAMS

We'll set up a stocked storage area right at your location. Grab what you need, get a simple bill, and we'll handle restocking.

### BUY NOW, PAY LATER WITH PRODUCTIVITY PLUS

With competitive pricing, painless terms, and seasonal promotions, it's easier than ever to grab what you need today and pay later.

**START SHOPPING FOR PARTS TODAY**



TECHNOLOGY
COMPACT
LIGHT & HEAVY
ATTACHMENTS
ROAD & AGGREGATE
TRAILERS
EXTRAS
ENVIRONMENTAL & MUNICIPAL
AFTERSALE SUPPORT

# NO MATTER WHAT YOU RUN, WE KEEP IT RUNNING.

Our technicians bring more than 500 years of combined experience to servicing Case, Kobelco, Bomag, and everything in between. They never stop learning, completing factory-level training each year and earning certifications in engine repair, diagnostics, and hydraulics to deliver dependable, down-to-business service.

**WE WORK ON ANY MACHINE\***  
 We can fix almost any machine regardless of the size, age, or brand.

**UNDERCARRIAGE EXPERTS**  
 We inspect, repair, and replace undercarriages for every brand.

**PM PROGRAMS BUILT AROUND YOUR WORKDAY**  
 We handle preventive maintenance in-shop or onsite and verify service hours to help protect your warranty.

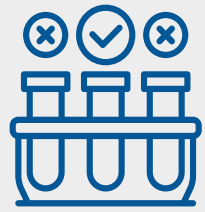
\*Some manufacturers require OEM diagnostic software to clear historical fault codes and electronic warning systems. Southeastern does not promise to carry or support all OEM diagnostic software and may be restricted in performing diagnostics or repairs.

# SMARTER MAINTENANCE. FASTER REPAIRS.



### EXTENDED WARRANTIES FOR OLDER MACHINES.

Run your equipment with confidence. We offer extended protection long after the factory warranty ends.



### FLUID ANALYSIS THAT CATCHES PROBLEMS EARLY.

We test oil, coolant, hydraulics, and transmission fluids through accredited labs to advise on your machine's current condition.



### TELEMATICS SUPPORT WITH REAL ANSWERS.

Our telematics specialist works with your branch to interpret fault codes, monitor performance, and help prevent breakdowns before they start.



### DISCOUNTS AND FLEXIBLE WAYS TO PAY.

Apply for a Productivity Plus Account and get special APR options, extended terms, and exclusive discounts on repairs.



### A/C TUNE-UPS TO KEEP OPERATORS COMFORTABLE.

We provide complete A/C service, including diagnostic testing, recovery, and recharge.

**CONTACT US FOR SERVICE TODAY**



# PROTECT YOUR PRODUCTIVITY WITH A CASE PROTECTION PLAN



## CASE PROTECTION PLAN OPTIONS FOR NEW EQUIPMENT\*

Eligible Components	Premier	Powertrain Plus Hydraulics	Powertrain	Structural**
Engine	•	•	•	
Transmission	•	•	•	
Drive Line	•	•	•	
Differential / Final Drive	•	•	•	
Hydrostatic Pump and Motor	•	•	•	
Electronic Controls	•	•	•	
Fuel System	•	•	•	
Steering Pump	•	•		
Hydraulic Pumps	•	•		
Hydraulic Valves	•	•		
Hydraulic Cylinders	•	•		
Hydraulic Hoses	•			
Electrical	•			
Chassis				•
Main Frame				•
ROPS				•
Boom				•

\* See Southeastern for the CASE Protection Plan Master Parts Schedule and Terms and Conditions document for exact Plan details and exclusions.  
\*\*May be purchased separately or with Premier, Powertrain Plus Hydraulics or Powertrain New Equipment Plan Options.

### TRANSFER YOUR COVERAGE AND ADD VALUE WHEN YOU SELL

If you choose to sell your equipment, the remaining CASE Protection Plan coverage can transfer to the new owner.

### MANAGE YOUR CASH FLOW AND SAFEGUARD YOUR BOTTOM LINE

The CASE Protection Plan is an Extended Service Contract designed to help keep your equipment working properly beyond the Manufacturer's Base Warranty Period. The Plan allows you to fix your costs should an unexpected component repair arise.

*For a small investment in your business, your repair costs, parts, and technician labor are all covered. Eligible repairs are completed by authorized service technicians using genuine OEM parts.*

### PROTECT YOUR EQUIPMENT BEYOND THE BASE WARRANTY PERIOD

Equipment that is within the Manufacturer's Base Warranty Period may be eligible for a New Equipment Plan. New Equipment Plans are available in a broad range of coverage options, providing you with protection that you need.



TECHNOLOGY

COMPACT

LIGHT & HEAVY

ATTACHMENTS

ROAD & AGGREGATE

TRAILERS

EXTRAS

ENVIRONMENTAL & MUNICIPAL

AFTERSALE SUPPORT



## THE MOST COMPLETE HEAVY MACHINE SUPPORT PROGRAM IN THE INDUSTRY



### 3-YEAR / 3000-HR.

#### FULL-MACHINE FACTORY LIMITED WARRANTY\*

The ProCare package starts with industry-leading, comprehensive warranty coverage that frees you to use your CASE equipment like it's meant to be used. So don't hold back, go big. We've got you covered.

- Industry-leading coverage
- Worry-free ownership



### 3-YEAR / 2000-HR.

#### PLANNED MAINTENANCE\*\*

With factory-trained CASE technicians taking care of your scheduled service, you get more than peak performance. You get fixed maintenance costs that help you budget better throughout the life of your machine.

- Reduced ownership costs
- Application and technical support
- Maximized uptime



### 3-YEAR

#### ADVANCED SUBSCRIPTION

Break the boundaries of fleet management with Advanced CASE telematics. Get real-time performance metrics, idle-time analytics, scheduled maintenance intervals and programmable security alerts sent to any computer, anytime, anywhere.

- Machine tracking
- Maintenance reminders
- Customized reporting

## THE PROCARE COMPETITIVE ADVANTAGE

	FACTORY WARRANTY	PLANNED MAINTENANCE	TELEMATICS
<b>CASE</b> ProCare	3-yr / 3000-hr Full-Machine	3-yr / 2000-hr Planned Maintenance	3-yr Advanced CASE Subscription
<b>CATERPILLAR</b>	1-yr Full-Machine	Optional Feature at Additional Cost	5-yr Product Link
<b>KOMATSU</b>	1-yr Full-Machine	3-yr / 2000-hr Planned Maintenance	KOMTRAX Included
<b>Deere</b>	1-yr Full-Machine	Optional Feature at Additional Cost	5-yr WorkSight™
<b>Volvo</b>	1-yr / 2500-hr Full-Machine	Optional Feature at Additional Cost	4-YR CARETRACK TELEMATICS

\*Any competitors' names, brands and/or logos referred to herein are the trademarks of those respective companies.

\*\*ProCare eligible machines purchased prior to September 1, 2022 receive 3-year/3000-hr planned maintenance coverage. Not available on 75G and 85G Excavators; 204K, 304K, 244J, 324J, and 344K Wheel Loaders; or 950J and 1050J Dozers. Based on manufacturer published information at the time of print. CASE ProCare comes standard on new heavy machine orders. See your dealer for availability.



[CASECE.COM/PROCARE](https://CASECE.COM/PROCARE)

CASE Construction Equipment Inc. reserves the right to change these specifications without notice and without incurring any obligation relating to such change. Availability of some models and equipment builds vary according to the country in which the equipment is used. The illustrations and text may include optional equipment and accessories and may not include all standard equipment. Southeastern can give you details of the products and their specifications available in your area.





## OHIO

### BRUNSWICK

1500 Industrial Parkway  
Brunswick, OH 44212  
**PHONE:** 330-225-6511

### CAMBRIDGE

10874 East Pike Rd.  
Cambridge, OH 43725  
**PHONE:** 740-432-6303

### DUBLIN

6430 Shier-Rings Rd.  
Dublin, OH 43016  
**PHONE:** 614-659-7636

### ENVIRONMENTAL

10874 East Pike Road  
Cambridge, OH 43725  
**PHONE:** 740-432-6303

### GALLIPOLIS

228 SR 7 North  
Gallipolis, OH 45631  
**PHONE:** 740-446-3910

### HEATH

1505 Hebron Rd. (Rt. 79)  
Heath, OH 43056  
**PHONE:** 740-522-3500

### MANSFIELD

3875 West Fourth St.  
Mansfield, OH 44903  
**PHONE:** 419-529-4848

### MARIETTA

26580 St. Rt. 7  
Marietta, OH 45750  
**PHONE:** 740-374-7479

### MENTOR

8757 Tyler Blvd.  
Mentor, OH 44060  
**PHONE:** 440-255-6300

### MONROE

404 Breaden Rd.  
Monroe, OH 45050  
**PHONE:** 513-539-9214

### NORTH CANTON

6415 Promler Ave.  
North Canton, OH 44720  
**PHONE:** 330-494-3950

### PERRYSBURG

27207 N. Dixie Highway  
Perrysburg, Ohio 43551  
**Phone:** 419-874-0331

## INDIANA

### EVANSVILLE

7444 Enterprise Park Cir.  
Evansville, IN 47715  
**PHONE:** 812-476-7321

### FORT WAYNE

3333 W. Coliseum Blvd.  
Fort Wayne, IN 46808  
**PHONE:** 260-483-8868

### INDIANAPOLIS

4951 West 96th St.  
Indianapolis, IN 46268  
**PHONE:** 317-872-4877

## MICHIGAN

### HOLT

1776 Cedar St.  
Holt, MI 48842  
**PHONE:** 517-694-0471

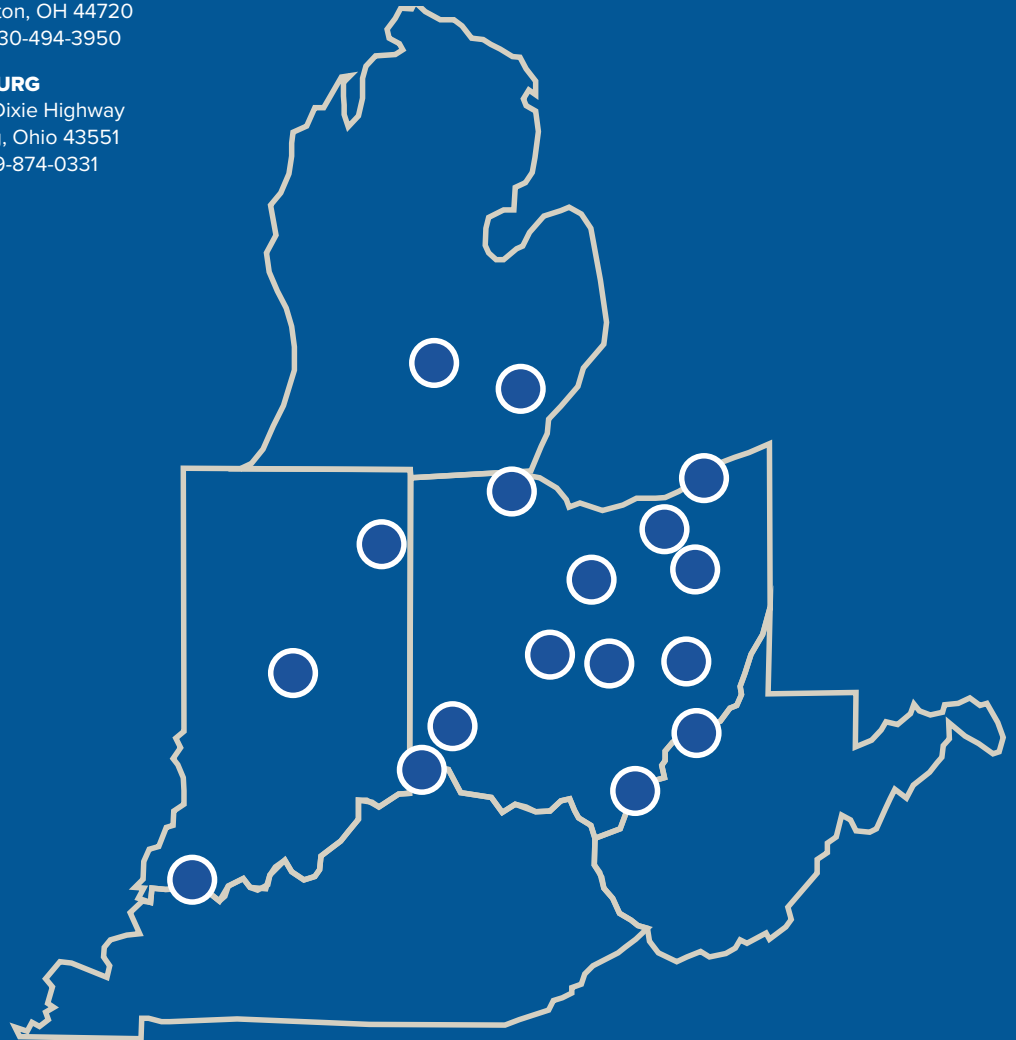
### NOVI

48545 Grand River Ave.  
Novi, MI 48374  
**PHONE:** 248-349-9922

## KENTUCKY

### BURLINGTON

1982 Florence Pike  
Burlington, KY 41005  
**PHONE:** 859-586-6133



**800-798-5438**  
SOUTHEASTERNEQUIP.COM